

Disconnect Cabinet Systems for the electric & electronic industry

Mechanical disconnect system for häwa 0395 cabinets

Function:

The häwa disconnect cabinets ensure the safe operation of the system, and inhibit the unauthorized access to the operation controls inside the cabinet during operations.

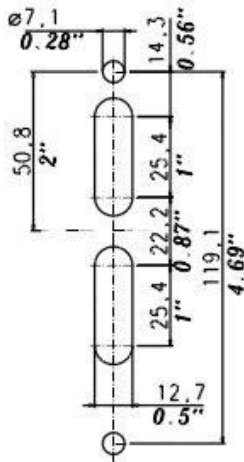
The slave doors can be opened only after the master door has been opened. For that, the disconnect switch must be in the "OFF" position.

The standard stocked häwa design has the disconnect door on the right side of the system, and the slave cabinets can be added to the left side of the master cabinet.

Slave cabinets must have same height and depth as master cabinet, but can vary in width.



Sample disconnect system with right-mounted master disconnect and slave cabinet mounted to left



Cut-out works with the following disconnect switches

- Allen Bradley 1494 V-H1
- General Electric TDA Type 1 and 2
- Square D 9422 A1
- WEG

Optionally as well:

- Moeller NZM – X5HGVR 12-NA
- ITE Siemens Max-Flex Series / FHOH



hawa 0395 disconnect cabinets powder coated (Epoxy-Polyester) RAL 7035, texture finish

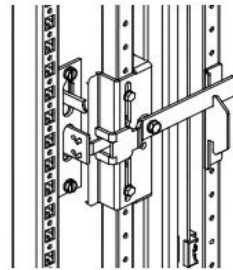


DON'T FIND THE SIZE YOU NEED? PLEASE CONTACT HAEWA FOR ANY MODIFICATION OR CUSTOMIZATION AT 1-800-783-4239	Size [inches]	Size [mm]	Order No. ⁽¹⁾	Order No. ⁽¹⁾	Order No. ⁽²⁾	Mounting Plate	
	H x W x D (nominal)	H x W x D (exact)	Disconnect right-mount incl. mounting plate	Disconnect left-mount incl. mounting plate	Pair of side panels	H x W in mm	
MASTER DISCONNECT CABINETS	71 x 32 x D	1800 x 800 x D	0395-8018-Y0-18	0395-8018-Y0-19	0396-7018-Y0-67	66.14 x 28.19	1680 x 716
	71 x 40 x D	1800 x 1000 x D	0395-1018-Y0-18	0395-1018-Y0-19	0396-7018-Y0-67	66.14 x 36.06	1680 x 916
	Type 12 / IP 55	79 x 32 x D	0395-8020-Y0-18	0395-8020-Y0-19	0396-7020-Y0-67	74.02 x 28.19	1880 x 716
		79 x 40 x D	0395-1020-Y0-18	0395-1020-Y0-19	0396-7020-Y0-67	74.02 x 36.06	1880 x 916

- (1) Cabinets with these order numbers include mounting plates; if mounting plate is not required, please order number ending in "-08" or "-09"
Please specify "Y" to choose the depth of the cabinet: "4" for 400mm / 16", "5" for 500mm / 20", "6" for 600mm / 24", or "8" for 800mm / 32"
- (2) Side panels are not included. Please order one pair of side panels for each cabinet group

Master Cabinet Disconnect System

One master door disconnect system is required per master disconnect cabinet.

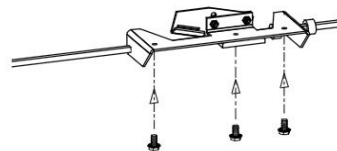


Part number right-mount version: **3070-7802-04-00-01**
Part number left-mount version: **3070-7802-04-10-01**

The master door disconnect system is the locking mechanism for the master disconnect cabinet. It is required regardless, if the master disconnect cabinet is used as a stand alone cabinet, or in conjunction with slave cabinets.

Slave Cabinet Disconnect System

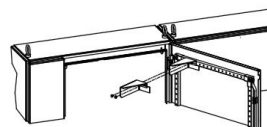
One slave door disconnect system is required for each slave cabinet. Slave cabinet doors can be hinged on right or left side of cabinet.



Slave door right-hinged (for right-mount version)	Slave door left-hinged (for right-mount version)	Width of Slave Cabinet	Slave door right-hinged (for left-mount version)	Slave door left-hinged (for left-mount version)
3070-7802-06-01	3070-7812-06-01	24" / 600 mm	3070-7802-06-11	3070-7812-06-11
3070-7802-08-01	3070-7812-08-01	32" / 800 mm	3070-7802-08-11	3070-7812-08-11
3070-7802-10-01	3070-7812-10-01	40" / 1000 mm	3070-7802-10-11	3070-7812-10-11
3070-7822-12-02		48" / 1200 mm	3070-7822-12-12	

Slide bar actuator

One slide bar actuator is required for the master cabinet, if one or more slave cabinets are used.

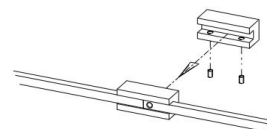


Part number right-mount version: **3070-7802-19-04-01**
Part number left-mount version: **3070-7802-19-14-01**

The slide bar actuator is installed in the master disconnect system, if at least one slave cabinet is used. It is the mechanism that activates the slave door disconnect system(s) in the slave cabinet(s).

Rod Extender

One rod extender is required for every additional slave cabinet after the first one.



Part number: **3070-7802-50-03-01**

The rod extender is used to connect slave cabinet to slave cabinet, if more than one slave cabinet is used. All connected slave cabinets are activated by one slide bar actuator.

Rod End Bracket

One rod end bracket is required for the last slave cabinet – but ONLY if it's a 48" / 1200mm wide cabinet!



Part number right-mount version: **3070-7802-23-04-01**
Part number left-mount version: **3070-7802-23-14-01**

The rod end bracket is used as an end guide for the rod that activates the slave cabinet doors. It is only required for a 48" / 1200 mm wide cabinet, and only if this is the sole or the last slave cabinet.